



Toronto 2017  
Optimist  
North American  
Championship

# Royal Canadian Yacht Club

## 2017 Optimist North American Championship



























Results as of 17:50 on June 28

### Overall









Sailed: 5, Discards: 1, To count: 4, Entries: 178, Scoring system: Appendix A




















Rank	Nat	SailNo	Helm	Flight	Q1	Q2	Q3	Q4	Q5	Total	Net
1st		USA111	Stephan Baker	Yellow	2.0	(7.0)	1.0	1.0	1.0	12.0	5.0
2nd		USA21279	Thomas Kerrigan	Blue	3.0	3.0	1.0	(5.0)	2.0	14.0	9.0
3rd		USA20005	Peter Foley	Yellow	1.0	2.0	(18.0)	5.0	3.0	29.0	11.0
4th		BRA4074	Lorenzo Balestrin	Blue	3.0	1.0	(7.0)	1.0	7.0	19.0	12.0
5th		PER113	Adriana Sofia Ruales	Yellow	8.0	1.0	(20.0)	2.0	2.0	33.0	13.0
6th		USA18083	Owen Hennessey	Red	2.0	2.0	7.0	9.0	(23.0)	43.0	20.0
7th		ISV642	Mia Nicolosi	Red	5.0	5.0	4.0	(18.0)	6.0	38.0	20.0
8th		BER2001	Rian GERAGHTY-MCDONNELL	Red	12.0	(13.0)	1.0	11.0	1.0	38.0	25.0
9th		USA19636	Tony Slowik	Blue	(16.0)	3.0	14.0	7.0	1.0	41.0	25.0
10th		BRA3885	Roberto Cardoso	Red	4.0	8.0	8.0	5.0	(15.0)	40.0	25.0
11th		PER117	Diego Riofrio	Blue	(37.0)	4.0	4.0	3.0	15.0	63.0	26.0
12th		MEX1007	SEBASTIAN RIQUELME BECKMANN	Blue	4.0	(22.0)	2.0	16.0	6.0	50.0	28.0
13th		USA18509	Jack Solmo	Yellow	(53.0)	7.0	13.0	4.0	4.0	81.0	28.0
14th		BRA2528	Vinicius Koeche	Yellow	7.0	(29.0)	6.0	3.0	13.0	58.0	29.0
15th		GRE1326	ANASTASIOS GKARIPIS	Yellow	9.0	8.0	3.0	9.0	(11.0)	40.0	29.0
16th		USA21942	Vanessa Lahrkamp	Blue	5.0	4.0	11.0	(61.0 UFD)	9.0	90.0	29.0
17th		USA21133	Katharine Doble	Red	(17.0)	16.0	3.0	3.0	8.0	47.0	30.0
















Rank	Nat	SailNo	Helm	Flight	Q1	Q2	Q3	Q4	Q5	Total	Net
18th		USA17770	Scott Mather	Blue	8.0	17.0	(61.0 BFD)	4.0	3.0	93.0	32.0
19th		CAN1310	Jackson Macaulay	Red	10.0	15.0	(30.0)	1.0	7.0	63.0	33.0
20th		BER1010	Sebastian KEMPE	Blue	18.0	(28.0)	9.0	2.0	4.0	61.0	33.0
21st		USA19971	Samara Walshe	Yellow	20.0	7.0	2.0	(48.0)	6.0	83.0	35.0
22nd		USA17358	Chapman Petersen	Red	2.0	4.0	(29.0)	21.0	10.0	66.0	37.0
23rd		NZL4561	Brayden Hamilton	Red	(28.0)	14.0	10.0	10.0	3.0	65.0	37.0
24th		AUS1635	James Bougher	Yellow	1.0	(46.0)	12.0	6.0	20.0	85.0	39.0
25th		BRA3235	Guido Hirth	Red	13.0	(23.0)	15.0	8.0	4.0	63.0	40.0
26th		USA22282	Connor Boland	Yellow	10.0	(29.0)	19.0	8.0	5.0	71.0	42.0
27th		PER282	Nicole Urdaneta	Blue	(55.0)	6.0	10.0	9.0	18.0	98.0	43.0
28th		BRA4011	Erick Carpes	Red	10.0	10.0	11.0	13.0	(61.0 DNC)	105.0	44.0
29th		CHI520	NICOLAS HALLES	Blue	15.0	(23.0)	3.0	17.0	12.0	70.0	47.0
30th		ISV715	Caroline Sibilly	Red	(21.0)	18.0	9.0	7.0	13.0	68.0	47.0
31st		ARG3666	Maylen Muscia	Blue	6.0	(22.0)	20.0	12.0	10.0	70.0	48.0
32nd		CAN1680	Maya Heidenreich	Yellow	14.0	(53.0)	9.0	18.0	7.0	101.0	48.0
33rd		USA20834	Lauren Russler	Yellow	19.0	18.0	5.0	7.0	(61.0 BFD)	110.0	49.0
34th		JPN3283	KAEDE KOSUGA	Red	18.0	(36.0)	13.0	17.0	2.0	86.0	50.0
35th		AUS1766	Linus Talacko	Yellow	1.0	21.0	(33.0)	10.0	19.0	84.0	51.0
36th		CAN1726	John (Jack) Gogan	Blue	20.0	1.0	17.0	13.0	(34.0)	85.0	51.0
37th		AUS1720	Quinn Auricht	Red	3.0	(43.0)	6.0	22.0	21.0	95.0	52.0
38th		PER268	Mateo Parodi	Yellow	7.0	(50.0)	21.0	16.0	8.0	102.0	52.0
39th		SUI1775	Luis Zimmerli	Red	(24.0)	5.0	23.0	20.0	5.0	77.0	53.0
40th		MEX977	MATEO CORTES SUAREZ	Yellow	7.0	(44.0)	8.0	27.0	12.0	98.0	54.0
41st		MEX925	JAIME ZUNZUNEGUI ESCANDON	Blue	13.0	2.0	(61.0 BFD)	36.0	5.0	117.0	56.0

Rank	Nat	SailNo	Helm	Flight	Q1	Q2	Q3	Q4	Q5	Total	Net
42nd		USA22278	Leopold Seuss	Blue	23.0	13.0	5.0	15.0	(36.0)	92.0	56.0
43rd		BRA3639	Bernardo Martins	Yellow	11.0	6.0	24.0	15.0	(35.0)	91.0	56.0
44th		SUI1750	Paul van der Klink	Red	9.0	10.0	17.0	(43.0)	26.0	105.0	62.0
45th		USA20647	Jonathan Siegel	Red	(39.0)	3.0	24.0	4.0	32.0	102.0	63.0
46th		USA22280	Jack Redmond	Yellow	31.0	12.0	(42.0)	11.0	9.0	105.0	63.0
47th		ARG3588	Juan Manuel Cura	Yellow	12.0	26.0	(29.0)	13.0	14.0	94.0	65.0
48th		PER116	Sophie Zimmermann	Yellow	19.0	5.0	(46.0)	20.0	22.0	112.0	66.0
49th		JPN3359	MICHINOSUKE KANEKO	Yellow	16.0	11.0	17.0	(31.0)	24.0	99.0	68.0
50th		BRA3883	Julia Ollivier	Red	4.0	(55.0)	20.0	28.0	17.0	124.0	69.0
51st		BRA3683	Mathias Crespo	Yellow	12.0	(31.0)	16.0	23.0	18.0	100.0	69.0
52nd		ISV224	Julian van den Driessche	Blue	5.0	(40.0)	12.0	31.0	22.0	110.0	70.0
53rd		PER399	Cristobal Yzaga	Blue	18.0	16.0	23.0	14.0	(24.0)	95.0	71.0
54th		BER1205	Magnus RINGSTED	Yellow	23.0	(51.0)	7.0	21.0	21.0	123.0	72.0
55th		BRA3329	Gabriel Rimoli	Yellow	19.0	13.0	26.0	14.0	(37.0)	109.0	72.0
56th		PER237	Piero Castaneda	Blue	27.0	14.0	15.0	(35.0)	16.0	107.0	72.0
57th		ARG3583	Federico Hugo Moretti Sanso	Red	22.0	17.0	14.0	(30.0)	20.0	103.0	73.0
58th		ARG3478	Amparo Stupenengo Pefaur	Blue	11.0	19.0	16.0	(29.0)	28.0	103.0	74.0
59th		PER204	Alejandra Vega	Red	(51.0)	27.0	16.0	2.0	30.0	126.0	75.0
60th		ARG3576	Malena Sciarra	Yellow	6.0	25.0	28.0	(61.0 DNF)	16.0	136.0	75.0
61st		PUR1207	Jose Arturo Diaz	Yellow	(45.0)	26.0	14.0	19.0	17.0	121.0	76.0
62nd		SUI1630	Nik Burkard	Blue	11.0	(48.0)	21.0	27.0	20.0	127.0	79.0
63rd		NZL4631	Nathan Vince	Red	14.0	20.0	(61.0 UFD)	24.0	22.0	141.0	80.0
64th		JPN3270	ISSHIN ISOBE	Red	24.0	(42.0)	19.0	19.0	18.0	122.0	80.0
65th		MEX1008	ALEXANDRO RIQUELME BECKMANN	Red	(54.0)	28.0	2.0	42.0	9.0	135.0	81.0

Rank	Nat	SailNo	Helm	Flight	Q1	Q2	Q3	Q4	Q5	Total	Net
66th		ECU2811	Cristina Fernandez	Blue	(49.0)	21.0	13.0	10.0	37.0	130.0	81.0
67th		AUS1748	Finn McMahon	Red	(61.0 DNC)	22.0	12.0	31.0	16.0	142.0	81.0
68th		CAN1417	Noah Adler	Blue	25.0	12.0	25.0	(38.0)	19.0	119.0	81.0
69th		ARG3581	Victoria Mackinnon	Red	25.0	(31.0)	21.0	23.0	12.0	112.0	81.0
70th		BER1011	Ahzai SMITH	Blue	37.0	19.0	19.0	(44.0)	8.0	127.0	83.0
71st		ECU444	Juan Martin Casal	Yellow	32.0	(47.0)	15.0	28.0	10.0	132.0	85.0
72nd		MEX826	ROBERTO ELIZONDO GARZA	Yellow	14.0	(35.0)	32.0	12.0	27.0	120.0	85.0
73rd		ISV946	Winborne Majette	Blue	(48.0)	32.0	8.0	23.0	23.0	134.0	86.0
74th		PER324	Maria Paz Vegas	Blue	41.0	9.0	(61.0 BFD)	8.0	29.0	148.0	87.0
75th		AUS1082	Lachlan Grogan	Red	8.0	20.0	34.0	(44.0)	28.0	134.0	90.0
76th		CAN1254	Amy Glennie	Blue	(45.0)	20.0	27.0	11.0	32.0	135.0	90.0
77th		ARG3710	Franz Menzel	Red	22.0	24.0	33.0	(34.0)	11.0	124.0	90.0
78th		ISV1010	Andy Yu	Blue	15.0	27.0	(61.0 BFD)	28.0	21.0	152.0	91.0
79th		USA18514	Jeb Bechtel	Red	(54.0)	16.0	28.0	12.0	37.0	147.0	93.0
80th		BER1044	Aiden LOPES	Red	24.0	32.0	5.0	(38.0)	34.0	133.0	95.0
81st		CAN1572	Nicolas Boucher	Blue	17.0	(53.0)	30.0	37.0	13.0	150.0	97.0
82nd		USA21487	Guthrie Braun	Blue	56.0	11.0	(61.0 DNC)	6.0	25.0	159.0	98.0
83rd		USA17633	Pilar Cundey	Blue	35.0	12.0	31.0	21.0	(45.0)	144.0	99.0
84th		USA22249	Sheridan Shaw	Blue	9.0	24.0	6.0	(61.0 UFD)	61.0 UFD	161.0	100.0
85th		PUR5825	Jose Guillermo Mendez	Blue	29.0	34.0	(61.0 BFD)	26.0	11.0	161.0	100.0
86th		CAN1647	Jean-Rene Kiekens-Arana	Blue	21.0	33.0	(61.0 BFD)	20.0	26.0	161.0	100.0
87th		NZL4620	Robbie Wooldridge	Red	(43.0)	6.0	27.0	27.0	41.0	144.0	101.0
88th		CAN1405	Nathan Duffar-Calder	Red	36.0	25.0	25.0	15.0	(39.0)	140.0	101.0
89th		USA22247	Lucas Tenrriero	Yellow	34.0	21.0	(61.0 DNC)	32.0	15.0	163.0	102.0

Rank	Nat	SailNo	Helm	Flight	Q1	Q2	Q3	Q4	Q5	Total	Net
90th		BRA4057	Antonio Branco	Yellow	(49.0)	25.0	23.0	22.0	32.0	151.0	102.0
91st		BER1224	Christian Ebbin	Yellow	34.0	(36.0)	11.0	24.0	34.0	139.0	103.0
92nd		MEX889	RENEE GALICIA MARTINEZ	Yellow	22.0	24.0	(30.0)	29.0	28.0	133.0	103.0
93rd		ARG3675	Tadeo Funes de Rioja	Red	28.0	38.0	(61.0 UFD)	14.0	24.0	165.0	104.0
94th		CAN1646	Carling Davies	Red	36.0	35.0	18.0	16.0	(47.0)	152.0	105.0
95th		PUR5213	Tiare Sierra	Yellow	17.0	17.0	34.0	(51.0)	40.0	159.0	108.0
96th		SUI1796	Noé Herrmann	Red	16.0	37.0	38.0	(41.0)	19.0	151.0	110.0
97th		USA22229	Tommy Sitzmann	Blue	40.0	19.0	24.0	(61.0 UFD)	27.0	171.0	110.0
98th		ARG3704	Santino Raviolo	Blue	30.0	(34.0)	18.0	32.0	31.0	145.0	111.0
99th		IVB864	Nathan Haycraft	Yellow	21.0	39.0	27.0	25.0	(61.0 BFD)	173.0	112.0
100th		BER2511	Leyli WALKER	Yellow	(40.0)	37.0	10.0	36.0	30.0	153.0	113.0
101st		BRA3528	João Geronimo Silva	Blue	42.0	27.0	29.0	18.0	(61.0 UFD)	177.0	116.0
102nd		AHO65	Roos Wind	Yellow	29.0	39.0	22.0	26.0	(47.0)	163.0	116.0
103rd		USA20480	Michael Kirkman	Blue	(60.0)	15.0	37.0	51.0	14.0	177.0	117.0
104th		PUR5122	Benjamin Del Valle	Red	31.0	15.0	47.0	(48.0)	25.0	166.0	118.0
105th		JPN3260	KOTARO TAKAYAMA	Yellow	32.0	9.0	(61.0 DNC)	17.0	61.0 BFD	180.0	119.0
106th		AHO10	Bas van der Gulik	Blue	(43.0)	9.0	38.0	39.0	35.0	164.0	121.0
107th		ISV536	Alejo Di Blasi	Blue	38.0	39.0	22.0	22.0	(49.0)	170.0	121.0
108th		CAN1732	Molly Anderson	Red	25.0	(53.0)	22.0	45.0	29.0	174.0	121.0
109th		ISV111	Katherine Majette	Blue	15.0	56.0	(61.0 BFD)	34.0	17.0	183.0	122.0
110th		CAN1397	Spencer Leman	Blue	26.0	30.0	(61.0 BFD)	19.0	47.0	183.0	122.0
111th		PER210	Adrian Ortega	Red	(50.0)	43.0	36.0	6.0	38.0	173.0	123.0
112th		BRA3508	Marcelo Gabriel Souza	Red	6.0	30.0	31.0	57.0	(61.0 DNC)	185.0	124.0
113th		ARG3327	Marina Itatí Ifran	Red	35.0	(41.0)	41.0	35.0	14.0	166.0	125.0
114th		CAY1106	Matheo Capasso	Yellow	27.0	29.0	35.0	34.0	(38.0)	163.0	125.0

Rank	Nat	SailNo	Helm	Flight	Q1	Q2	Q3	Q4	Q5	Total	Net
115th		JPN3351	RIKUTA HATTORI	Red	(44.0)	26.0	42.0	25.0	36.0	173.0	129.0
116th		ISV14	Robert Richards	Yellow	40.0	(47.0)	4.0	44.0	42.0	177.0	130.0
117th		CAN1546	Eric Omielan	Blue	33.0	28.0	(61.0 BFD)	33.0	39.0	194.0	133.0
118th		CAN1574	Paige Kittson	Yellow	26.0	41.0	36.0	(47.0)	31.0	181.0	134.0
119th		ARG3662	Tomás Paglini	Blue	37.0	34.0	34.0	(45.0)	30.0	180.0	135.0
120th		CAN1664	Georgia Phillips	Yellow	30.0	(51.0)	47.0	30.0	29.0	187.0	136.0
121st		ISV1955	Tanner Krygsveld	Blue	26.0	(56.0)	26.0	48.0	38.0	194.0	138.0
122nd		PUR5023	Reese Zebrowski	Yellow	41.0	14.0	44.0	40.0	(45.0)	184.0	139.0
123rd		CAN1677	Andreas Steinitz	Yellow	32.0	33.0	(43.0)	37.0	39.0	184.0	141.0
124th		BRA3615	Nina Pessoa	Red	47.0	(49.0)	26.0	40.0	31.0	193.0	144.0
125th		PUR5151	Riccardo Lopez-Cepero	Yellow	29.0	40.0	37.0	38.0	(41.0)	185.0	144.0
126th		AHO62	Ian Huizinga	Red	39.0	(51.0)	32.0	49.0	27.0	198.0	147.0
127th		ARG3490	Juan Ignacio Giammona	Red	27.0	33.0	35.0	(54.0)	52.0	201.0	147.0
128th		MEX1003	ISA REGINA CASTILLO CORONA	Blue	(46.0)	38.0	33.0	30.0	46.0	193.0	147.0
129th		JPN3150	KOSHIRO SUGASAWA	Yellow	58.0	40.0	25.0	(61.0 DNF)	26.0	210.0	149.0
130th		BRA3855	Leticia Lira	Red	(52.0)	32.0	37.0	36.0	45.0	202.0	150.0
131st		BRA3587	Renata Praseres	Blue	39.0	(52.0)	35.0	43.0	33.0	202.0	150.0
132nd		USA20966	Katherine McNamara	Red	(61.0 BFD)	41.0	48.0	29.0	33.0	212.0	151.0
133rd		CAN1569	Thomas Staples	Red	48.0	11.0	(61.0 UFD)	37.0	56.0	213.0	152.0
134th		NZL4492	Luc Gladwell	Red	28.0	36.0	45.0	(53.0)	43.0	205.0	152.0
135th		MEX999	MIKEL CORNEJO GONZALEZ	Yellow	(50.0)	42.0	31.0	33.0	46.0	202.0	152.0
136th		MEX974	KARLA BEATRIZ MARTINEZ OVIEDO	Blue	(53.0)	37.0	28.0	46.0	42.0	206.0	153.0
137th		CAN1427	Alexander Roy	Yellow	13.0	(49.0)	49.0	49.0	43.0	203.0	154.0

Rank	Nat	SailNo	Helm	Flight	Q1	Q2	Q3	Q4	Q5	Total	Net
138th		AHO77	Guillaume Montesant	Blue	20.0	(57.0)	39.0	52.0	43.0	211.0	154.0
139th		CHI127	OLIVIA LORCA	Yellow	42.0	35.0	41.0	(52.0)	36.0	206.0	154.0
140th		CAN1458	Lindsay Davies	Red	(59.0)	10.0	54.0	39.0	53.0	215.0	156.0
141st		ARG3664	Gonzalo Ariel Pelenur	Yellow	44.0	48.0	(50.0)	43.0	23.0	208.0	158.0
142nd		CHI484	BRUNO PARODI	Yellow	34.0	31.0	40.0	(54.0)	54.0	213.0	159.0
143rd		CAN1489	Owen Maloney	Red	31.0	47.0	46.0	(51.0)	35.0	210.0	159.0
144th		PUR5815	Osvaldo De Leon	Blue	45.0	58.0	32.0	25.0	(61.0 UFD)	221.0	160.0
145th		PUR2410	Luca Perino	Blue	33.0	43.0	(61.0 BFD)	24.0	61.0 UFD	222.0	161.0
146th		CHI487	TRINIDAD FUENZALIDA	Red	44.0	(56.0)	43.0	26.0	49.0	218.0	162.0
147th		MEX828	ANA MARIA ALOI TIMEUS HERNANDEZ	Red	30.0	42.0	44.0	(50.0)	46.0	212.0	162.0
148th		CHI654	NICOLAS JIMENEZ	Yellow	56.0	8.0	51.0	(61.0 DNF)	49.0	225.0	164.0
149th		ISV820	Max van den Driessche	Yellow	47.0	(54.0)	39.0	53.0	25.0	218.0	164.0
150th		CAN1705	Braden Johnson	Yellow	(58.0)	30.0	45.0	41.0	48.0	222.0	164.0
151st		CAN1373	William Lloyd	Red	(55.0)	38.0	39.0	32.0	55.0	219.0	164.0
152nd		NZL4337	Lachlan Dillon	Yellow	23.0	(61.0 RET)	48.0	35.0	61.0 BFD	228.0	167.0
153rd		BER1129	Laura Hupman	Red	43.0	44.0	40.0	(46.0)	40.0	213.0	167.0
154th		MEX998	TRIANA CORNEJO GONZALEZ	Red	53.0	23.0	49.0	(55.0)	44.0	224.0	169.0
155th		MEX986	PATRICIO CASAS TAMEZ	Blue	35.0	48.0	36.0	(54.0)	50.0	223.0	169.0
156th		ARG3326	Joaquín Tarasido	Yellow	51.0	44.0	(52.0)	42.0	33.0	222.0	170.0
157th		NZL4465	Lizzie Shapland	Red	56.0	18.0	50.0	(58.0)	50.0	232.0	174.0
158th		PUR5347	Ednalis Muñoz	Blue	36.0	(59.0)	45.0	42.0	51.0	233.0	174.0
159th		AUS1604	Olivia Williams	Yellow	(57.0)	52.0	38.0	45.0	44.0	236.0	179.0
160th		CAY722	Charlotte Webster	Blue	(50.0)	46.0	43.0	50.0	40.0	229.0	179.0
161st		CAN1742	Peter Alberti	Blue	46.0	(58.0)	42.0	47.0	44.0	237.0	179.0

Rank	Nat	SailNo	Helm	Flight	Q1	Q2	Q3	Q4	Q5	Total	Net
162nd		ARG3645	Renata Sposato	Blue	41.0	45.0	(61.0 BFD)	53.0	41.0	241.0	180.0
163rd		AHO82	Anouk Wind	Blue	51.0	49.0	41.0	40.0	(61.0 UFD)	242.0	181.0
164th		CAN1287	Aidan Dennis	Red	46.0	(55.0)	52.0	33.0	51.0	237.0	182.0
165th		CAN1673	Lucca Stanger	Blue	48.0	(60.0)	40.0	41.0	53.0	242.0	182.0
166th		CAN1620	Nathan Latka	Yellow	33.0	50.0	(53.0)	50.0	51.0	237.0	184.0
167th		CAN1339	Clea Yates	Blue	38.0	55.0	(61.0 BFD)	49.0	48.0	251.0	190.0
168th		CAN1676	Dhalia Steinitz	Yellow	42.0	52.0	(55.0)	46.0	50.0	245.0	190.0
169th		CAN1413	Blair Treadwell	Yellow	49.0	54.0	(61.0 RET)	39.0	52.0	255.0	194.0
170th		MEX954	ANDREA GUZMAN ALCOCER	Blue	52.0	45.0	44.0	(56.0)	54.0	251.0	195.0
171st		BER1226	Nicole STOVELL	Red	38.0	54.0	51.0	(59.0)	54.0	256.0	197.0
172nd		BER1008	Thomas Evans	Red	57.0	46.0	(61.0 UFD)	47.0	48.0	259.0	198.0
173rd		CAN1142	Charles Larochelle	Red	47.0	50.0	53.0	56.0	(57.0)	263.0	206.0
174th		ANT289	Maria Eldridge	Red	54.0	(61.0 DSQ)	61.0 UFD	52.0	42.0	270.0	209.0
175th		ECU233	Juliana Arteta	Blue	(57.0)	57.0	46.0	55.0	52.0	267.0	210.0
176th		MEX996	NAIA ISABELLA NIERO DEL CASTILLO	Yellow	55.0	45.0	54.0	(61.0 DNF)	61.0 BFD	276.0	215.0
177th		MEX1040	JERONIMO ABOGADO IRISH' STEPHENSON	Yellow	52.0	59.0	56.0	(61.0 DNF)	53.0	281.0	220.0
178th		CAN1670	Aidan Ryall	Red	58.0	57.0	55.0	(60.0)	58.0	288.0	228.0

<http://2017northamericans.optiworld.org/en/default/races/race>

Sailwave  
Scoring  
Software

<https://rcyc.ca>  
Peter van Muyden

2.19.8

[www.sailwave.com](http://www.sailwave.com)